

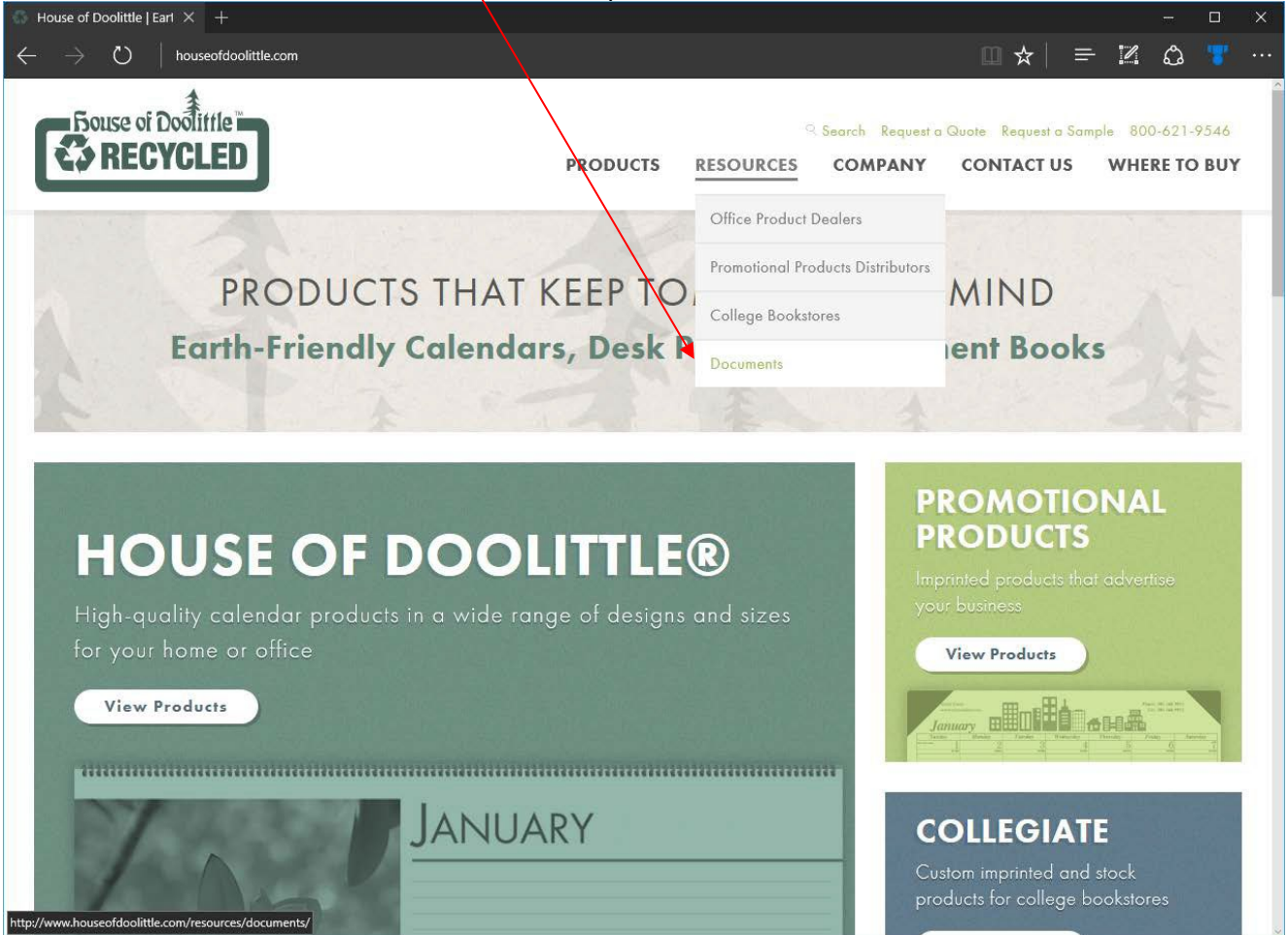
	<p style="text-align: center;">House of Doolittle 3001 Malmo Dr Arlington Hts, IL 60005</p>	<p style="text-align: center;">Title: SYSS001 House of Doolittle Artwork FTP Instructions</p>
---	--	--

1. Open your internet browser (Microsoft Edge, Firefox, Chrome etc.)
2. In the address section enter houseofdoolittle.com



	<p>House of Doolittle 3001 Malmo Dr Arlington Hts, IL 60005</p>	<p>Title: SYSS001 House of Doolittle Artwork FTP Instructions</p>
---	--	--

3. Choose resources then documents from the drop down





House of Doolittle
3001 Malmo Dr
Arlington Hts, IL 60005

Title: SYSS001 House of
Doolittle Artwork FTP
Instructions

4. This page will show, the link is the first bullet point under Forms, FTP click on it

Documents | House of [x +

houseofdoolittle.com/resources/documents

House of Doolittle RECYCLED

Search Request a Quote Request a Sample 800-621-9546

PRODUCTS RESOURCES COMPANY CONTACT US WHERE TO BUY

DOCUMENTS

Find the Information You Need

CALENDARS FROM HOUSE OF DOOLITTLE

House of Doolittle RECYCLED

100% Recycled Products
100% Post-Consumer Paper • Made in the USA

Inside:
Custom Full-Color Calendars Wall Calendars
Appointment Planners Desk Pad Calendars
Laminated Planners Custom Booklet Pads

LeBaron Ad Pads

House of Doolittle RECYCLED

Products that keep tomorrow in mind

100% Recycled Products
100% Post-Consumer Paper
Made in the USA

DESK PADS

AD. LEARTISKANS: Desk Pads

100% Recycled Products

PRODUCTS

100% Recycled Paper • Made in the USA

Forms and Materials

Below are helpful instructions and forms for House of Doolittle® distributors and dealers. If you can't find what you need here, please contact us.


Forms

- FTP

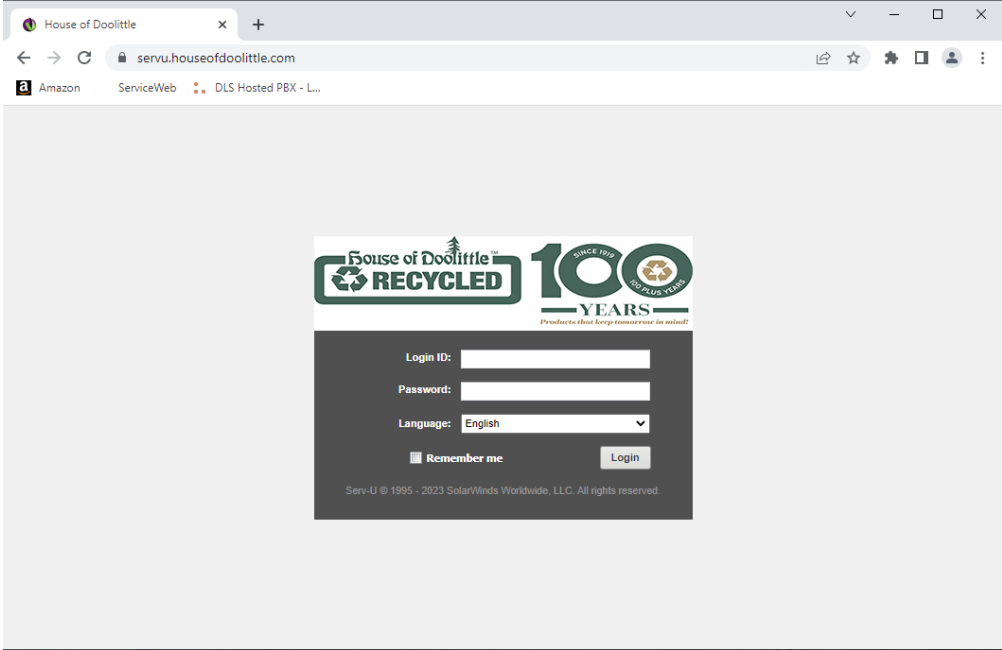
PRODUCTS

RESOURCES

- Office Product Dealers
- Promotional Products Distributors
- College Bookstores

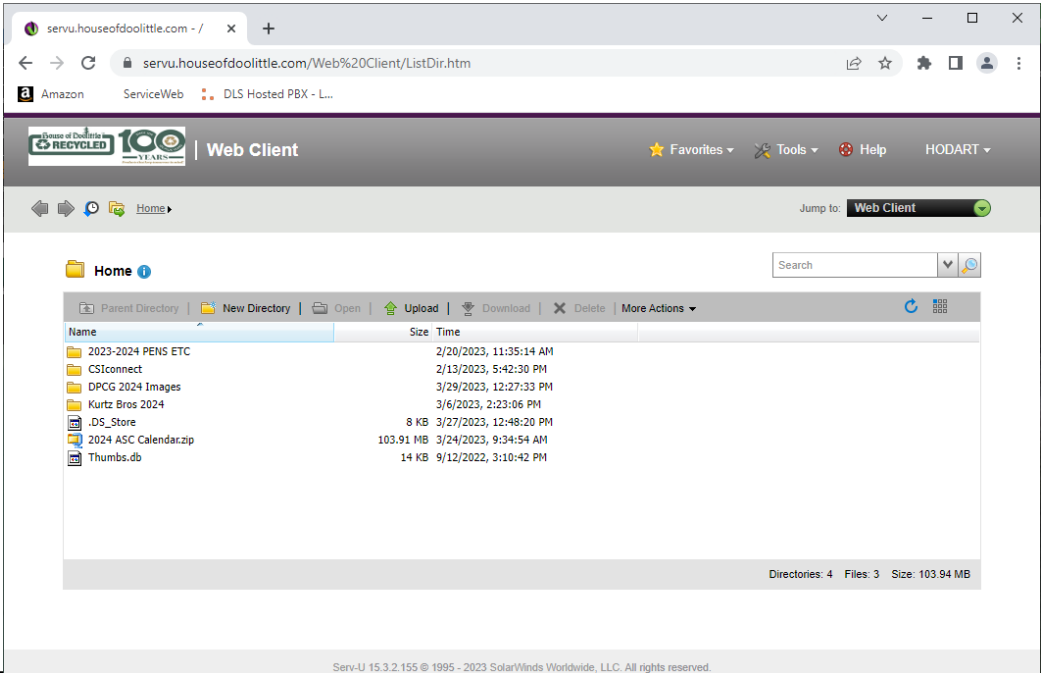
	<p align="center">House of Doolittle 3001 Malmo Dr Arlington Hts, IL 60005</p>	<p align="center">Title: SYSS001 House of Doolittle Artwork FTP Instructions</p>
---	---	---


5. This will bring you to a sign in screen



6. Enter the Login ID - HODART the password - CMYK1711 (all caps) and click login

7. This will display the FTP folders.




	<p>House of Doolittle 3001 Malmo Dr Arlington Hts, IL 60005</p>	<p>Title: SYSS001 House of Doolittle Artwork FTP Instructions</p>
---	--	--

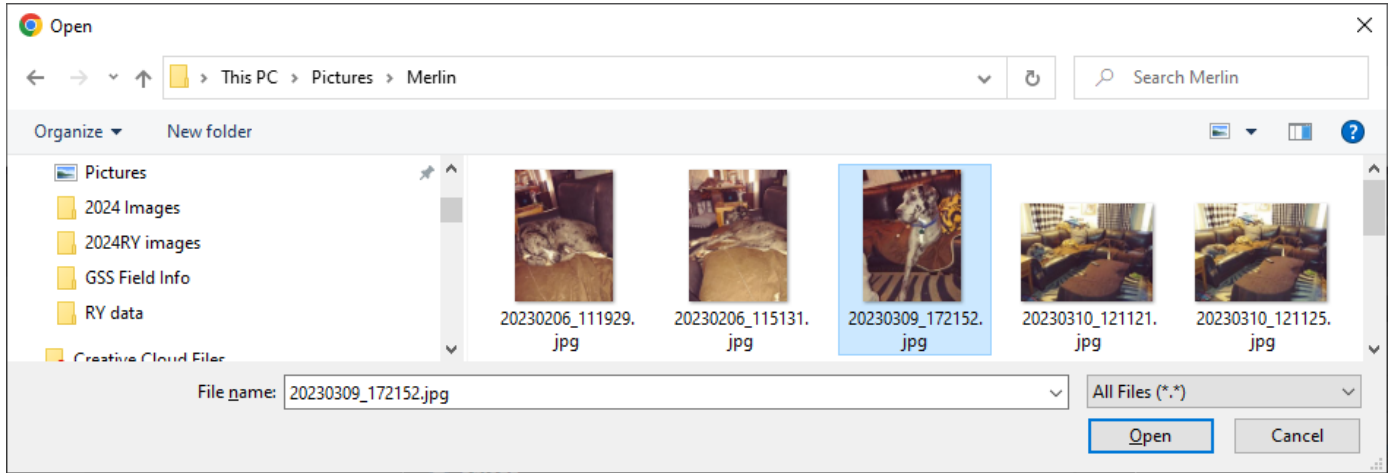
8. UPLOAD Files


- a. To upload your file click on the green upload arrow button
- b. Select choose file to navigate to the file you want to upload and click on upload



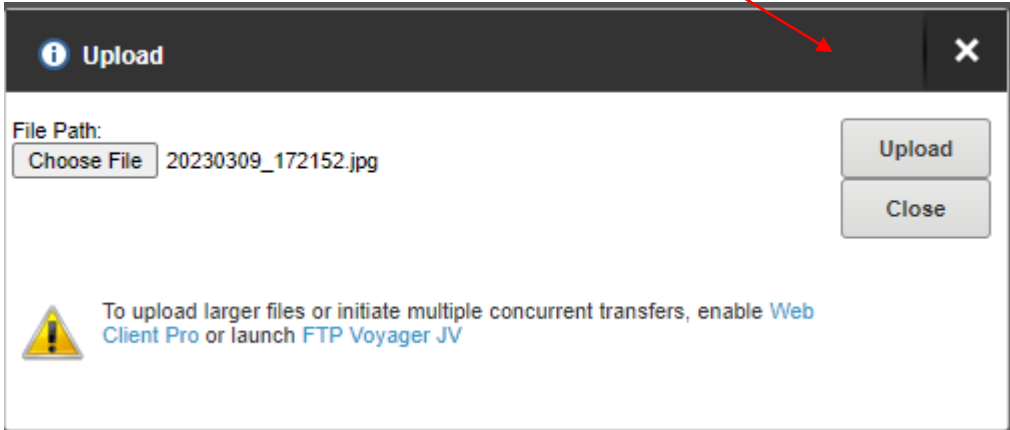
	<p style="text-align: center;">House of Doolittle 3001 Malmo Dr Arlington Hts, IL 60005</p>	<p style="text-align: center;">Title: SYSS001 House of Doolittle Artwork FTP Instructions</p>
---	--	--

c. Browse to the file and select open

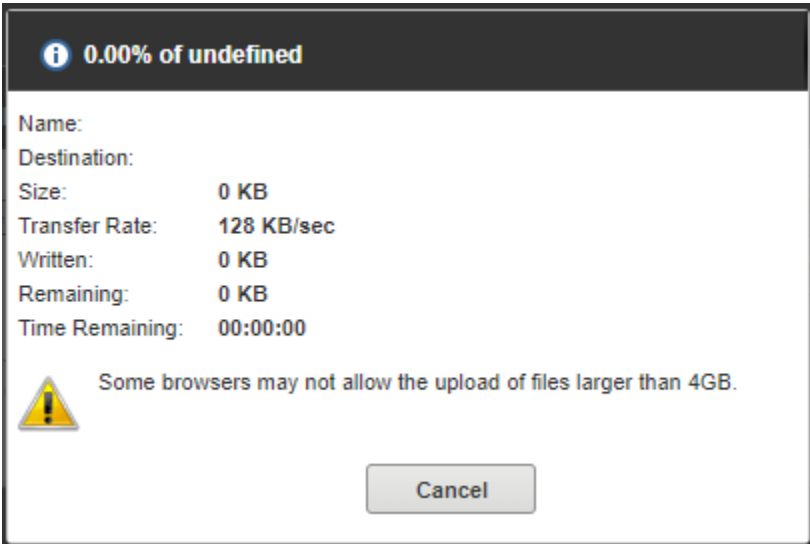


	<p align="center">House of Doolittle 3001 Malmo Dr Arlington Hts, IL 60005</p>	<p align="center">Title: SYSS001 House of Doolittle Artwork FTP Instructions</p>
---	---	---

d. Now that the file is selected click on upload



e. File will start to transfer/upload

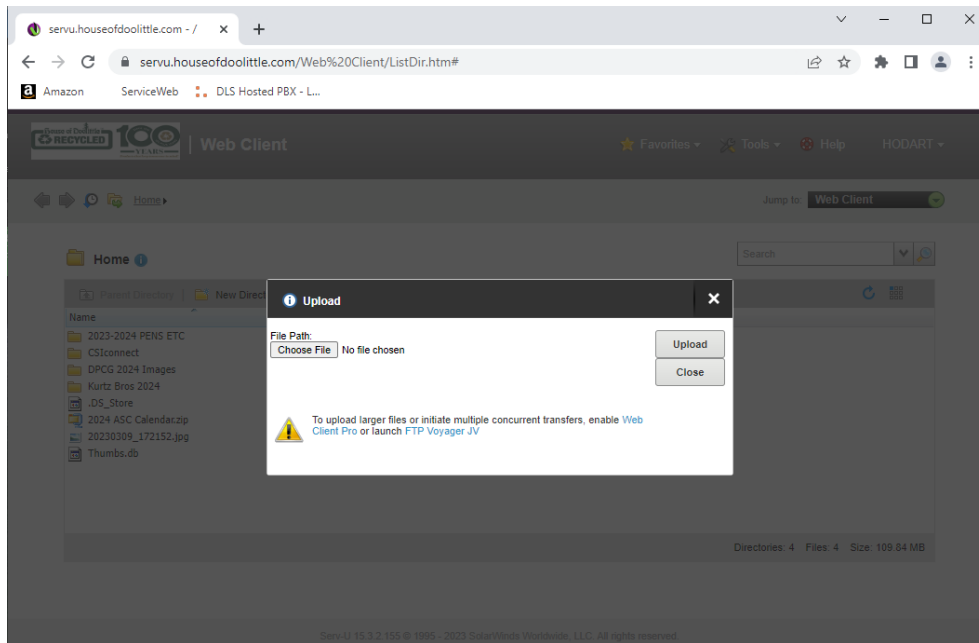




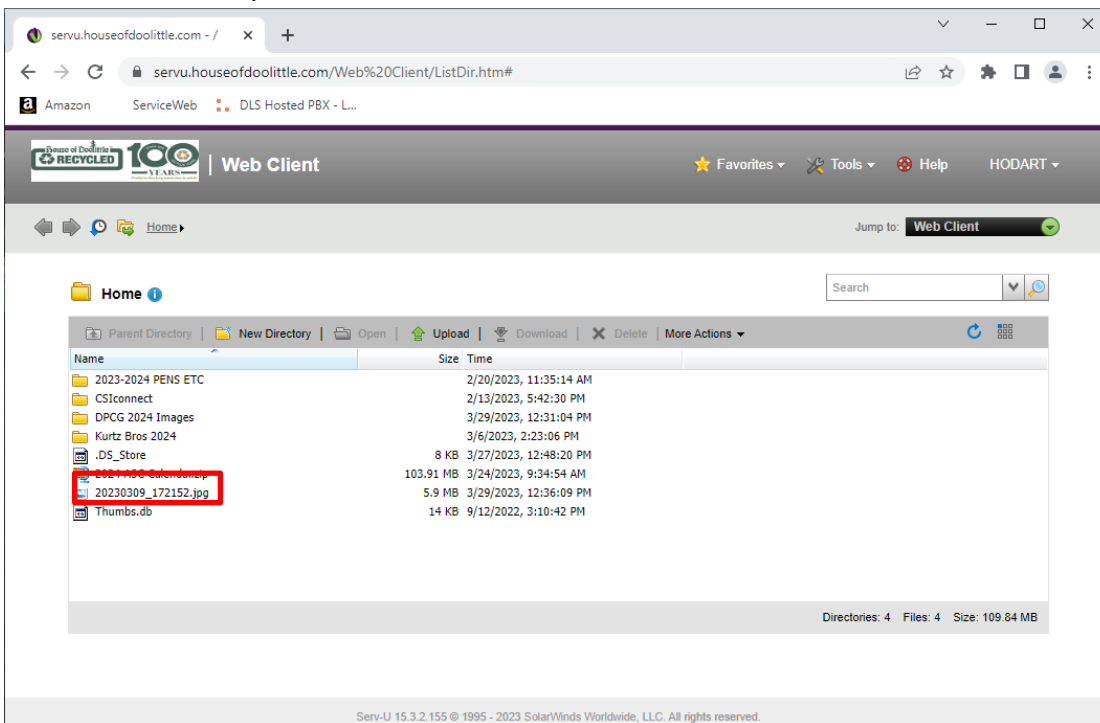
House of Doolittle
3001 Malmo Dr
Arlington Hts, IL 60005


Title: SYSS001 House of Doolittle Artwork FTP Instructions

f. When complete close the upload window or add another file to upload.



g. You will now see your file in the FTP folder



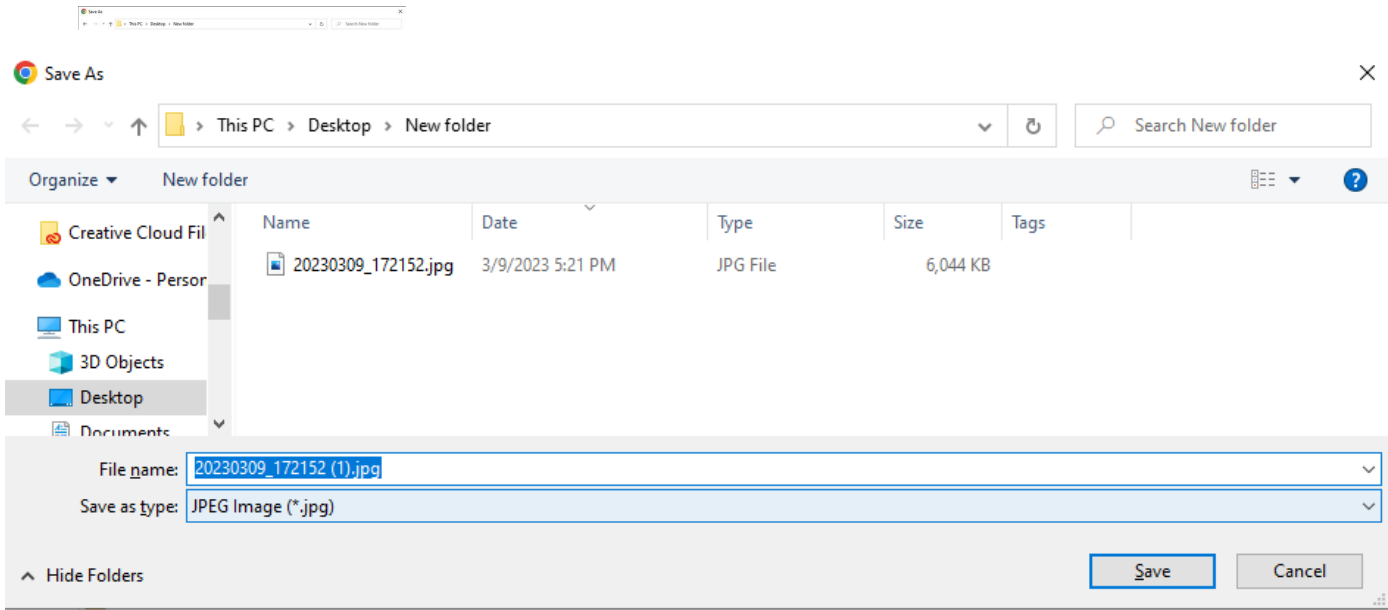
	<p align="center">House of Doolittle 3001 Malmo Dr Arlington Hts, IL 60005</p>	<p align="center">Title: SYSS001 House of Doolittle Artwork FTP Instructions</p>
---	---	---

9. DOWNLOAD Files


a. Navigate to the file you wish to download click on it to highlight it and the download button will appear

b. Click on the blue download button 

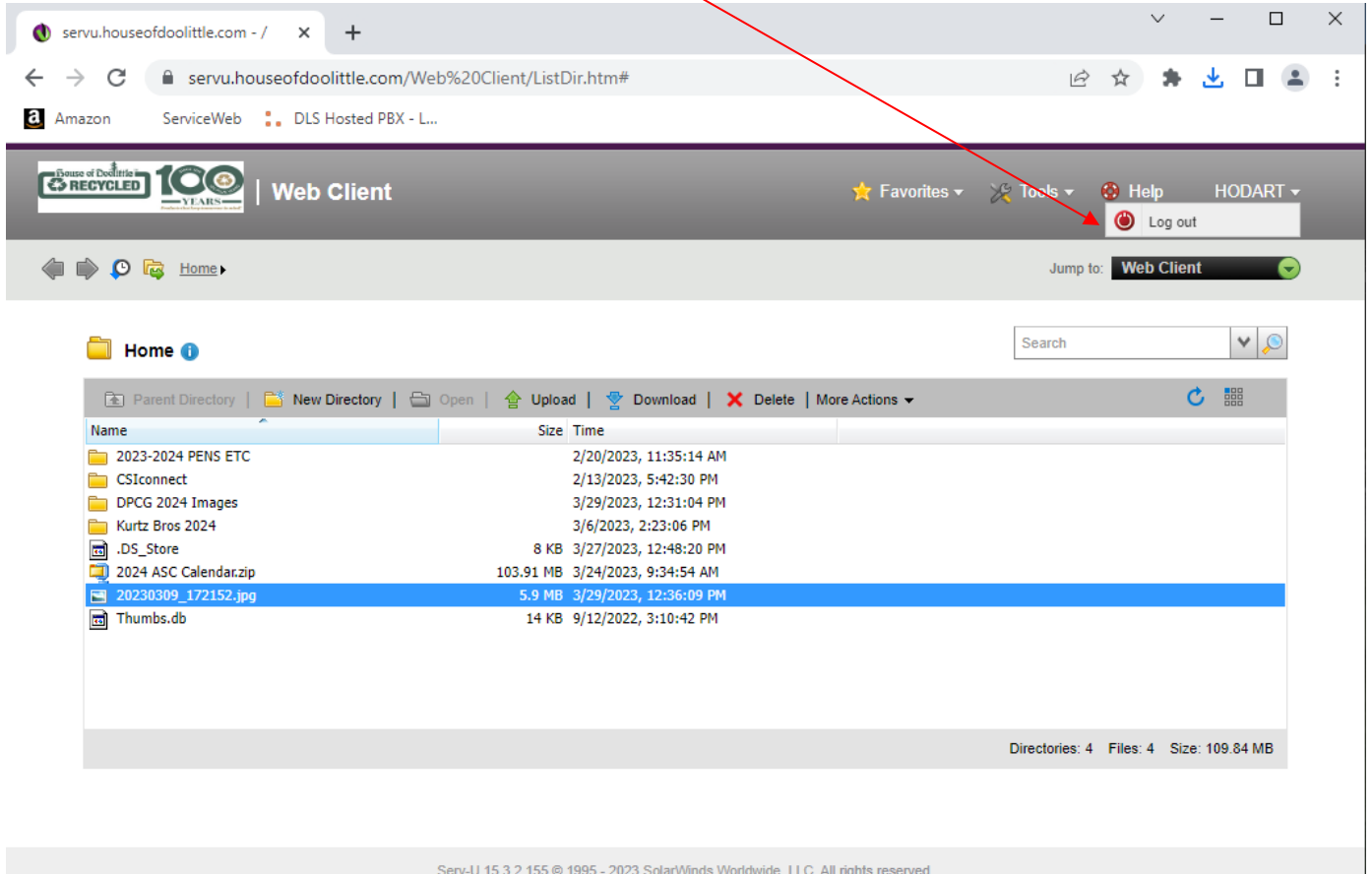
c. Select folder to download, click save



d. .The file is now in the selected folder.

	<p align="center">House of Doolittle 3001 Malmo Dr Arlington Hts, IL 60005</p>	<p align="center">Title: SYSS001 House of Doolittle Artwork FTP Instructions</p>
---	---	---

10. Click on HODART arrow on the top right corner to log out or simply close the browser.



The screenshot shows a web browser window with the URL `servu.houseofdoolittle.com/Web%20Client/ListDir.htm#`. The page title is "Web Client". In the top right corner, there is a "HODART" button with a red arrow pointing to it. Below the navigation bar, there is a file directory listing for the "Home" folder. The listing includes columns for "Name", "Size", and "Time".

Name	Size	Time
2023-2024 PENS ETC		2/20/2023, 11:35:14 AM
CSIconnect		2/13/2023, 5:42:30 PM
DPCG 2024 Images		3/29/2023, 12:31:04 PM
Kurtz Bros 2024		3/6/2023, 2:23:06 PM
.DS_Store	8 KB	3/27/2023, 12:48:20 PM
2024 ASC Calendar.zip	103.91 MB	3/24/2023, 9:34:54 AM
20230309_172152.jpg	5.9 MB	3/29/2023, 12:36:09 PM
Thumbs.db	14 KB	9/12/2022, 3:10:42 PM

Directories: 4 Files: 4 Size: 109.84 MB

Serv-U 15.3.2.155 © 1995 - 2023 SolarWinds Worldwide, LLC. All rights reserved.